

## WorkTrace for Postal Operators

### What is it?

It is an information technology service for Posts . It controls Postal operations, quality and automates administration. It uses the power of web and pervasiveness of mobile computing to link Postal customers, logistics suppliers, transporters and e-tailors into a transparent, controllable and efficient logistics chain.

WorkTrace is provided as Software As A Service made up of three components:

Applications  
Infrastructure  
Services

### Who can use it?

WorkTrace covers any company configuration. It includes coverage of classical international postal business. Extra territorial offices of exchange. National Business, consignment shippers, retail. It can be used by Single company or Multi company co-operative.

### Product coverage

A complete range of product support is offered. All Standard products are supported such as EMS, Registered, EPG, Parcels as well as particular National Products.

### Functional Coverage

WorkTrace supports the following range of applications and functions:

Extended Track and Trace  
International Mail  
Reclamation  
Web interface to prepare parcels  
Quality and Volume control  
Consignments – clients  
Returns Management  
REIMS & International Accounting  
Link to airlines  
E\*Taylor gateway  
Counters  
Mobile Logistics  
CRM – planned  
CRM link to Hybrid mail planned

## International Mail Module

International MAIL module supports all IPC/UPU requirements related to operations of International mail products.

### WorkTrace is a truly pay and drive service.

As it is a pure Web service, it is available everywhere immediately. No installation, no special hardware required.

### Global design Local look

You do not change your operations to fit into WorkTrace , WorkTrace changes it's ergonomics to fit into your operations. WorkTrace offers out of box implementation of data capture screens, documents etc. However it's business rules driven technology allows you by simply defining new business rules make every part of the system look uniquely your way. Business rules define how labels, documents, data capture screens should look like. Business rules allow to extend module coverage beyond international mail. It allows to support National particular documents, labels, data capture screens.

### The service is comprehensive and at the same time modular.

You can combine Lego style WorkTrace modules, with your in-house modules, to get just the system you want. You could ,for example , combine your in-house data capture infrastructure with WorkTrace messaging module. You could integrate you in-house Office of Exchange system with WorkTrace in your Extraterritorial Offices of Exchange into a transparent , manageable all. You can make WorkTrace available to your large clients, hence streamlining mail injection from large customers.

### List of Functions and capabilities

1. Data entry , document generation support for any language, Russian, English, Hindi etc.
2. Support for EPG, EMS, Letters, Registered Letters Mail, UPU Parcels, private products
3. Entry of Receptacles, Parcels, Registered letters as well as national or special products.
4. Capture of EMSEVT events for Parcels, Letters, EPG,EMS etc.
5. Printing of all postal documents, labels. Supports generation of private bar-codes and labels.
6. Creation and management of routes, dispatches, Office of exchange
7. Gateway to GXS . WorkTrace establishes, operates, manages your Postal electronic links.
8. Gateway to national system. WorkTrace accepts/delivers messages to your national system.
9. Support for PREDES, RESDES, EMSEVT,PRECON,RESCON,CARDIT,RESBIT
10. Translation of messages between formats. XML , EDI, to CSV,Flat Files. DBF, EXCEL.
11. Transport of messages via GXS, Internet, E\*Mail
12. User profile management (who accesses what )

WorkTrace is an ideal tool to support you international mail, to integrate your OE's and to reach out to your customers.

**Critical Advantages**

Pay as you Go

No investment, no installation required, no hardware, payment volumes linked. Easy to get in, easy to get out.

Comprehensive yet modular

Take only modules you need and mix with in-house.

Global design –Local look

Easy to customize for your look & feel.

Business Rules driven

Nothing in WorkTrace is hard coded or rigid. All its data capture screens, labels layout, reports and system behavior in general is defined by business rules. System language, look and feel will change on the fly by changing business rules.


**WorkTrace References**














- Malta Post
- Lithuanian Post
- Slovak Post
- Ukraine Post
- Estonia Post
- Russia Post
- Slovenia Post
- Bulk mailers....
- Catalog companies...

**WORKTRACE (UK) LIMITED**

New Bridge Street House  
30-34 New Bridge Street  
London EC4V 6BJ  
Company No 05858095  
VAT Registration No GB 788 4197 66

e\*Mail [marketing@worktrace.com](mailto:marketing@worktrace.com)  
web [www.WorkTrace.com](http://www.WorkTrace.com)

From Valletta	<b>BY AIR</b>	CN35
Mail no <b>0239</b>	To <b>Sydney</b> (Australia)	<b>F</b>
Date of Dispatch 13/10/11	Flight Number EK108/EK412	
Priority	Airport of Transhipment DXB	
Exempt	Offload Airport SYD	
Format <b>PGE</b>	 MTMARAUSYDAAUL10239001110050	
Weight <b>5.0</b> Kg		
Number of Items 0		

<a href="#">PDF</a>		
PRODUCT		Letters <input type="button" value="v"/>
DESPATCH		MTMARABGSOFGAUL10236
HANDLING		Normal <input type="button" value="v"/>
NUMBER ITEMS		<input type="text" value="3"/>
WEIGHT KG		<input type="text" value="5"/>
WEIGHT GR		0 <input type="button" value="v"/>
FORMAT		P <input type="button" value="v"/>
TYPE		Bag <input type="button" value="v"/>
EXPRESS		<input type="checkbox"/>
REGISTERED INSURED		<input checked="" type="checkbox"/>
M BAGS		<input type="checkbox"/>
EXEMPT ITEMS		<input type="checkbox"/>
FINAL BAG		<input checked="" type="checkbox"/>